

COBRA LINEALUCE

Rigid Cove Standard White

formalighting
COLLECTION



CR1-12

DESCRIPTION

- COBRA Linealuce is a surface mounted modular LED system in extruded aluminum with 25° vertical adjustability. Offered in 7 lengths, multiple beam spreads and optical accessories. Ideal as indirect cove light applications, to create a wash illumination for wall and other architectonic surface. Compliments and integrates as a continuous run with COBRA Flex where straight and curved surface runs are combined in design.

HOUSING

- Anodized extruded aluminum
- Consult factory for custom finishes and lengths

MOUNTING

- Surface mount with U-clips, included.

ELECTRICAL/CONTROLS

- 4, 8, 12, 16, 20, 24 and 28 LED lengths at max. 1050mA
- Remote class 2 power supply required
- Maximum 28 LED run per 50W driver
- Series shunt bypass ensures remaining LEDs operate if single LED failure

LISTING

- cULus Listed to UL2108

LED INFO

- Nichia NVSL219CT SMD LED: 90 CRI: SDCM = 3-step MacAdam Ellipse, Lumen Maintenance: L₇₀ > 50,000 hrs

PROJECT INFORMATION		
JOB NAME		TYPE
ORDERING CODE		

ORDERING CODE

SERIES	COBRA	cove light
TYPE	CR1 CR1-L ¹	cobra rigid, standard cobra rigid, louver
LED	SW	standard white
SIZE	4 8 12 16 20 24 28	4 LED, 4-3/4", 640 lm delivered 8 LED, 9-1/2", 1280 lm delivered 12 LED, 14-3/16", 1920 lm delivered 16 LED, 18-7/8", 2560 lm delivered 20 LED, 23-5/8", 3200 lm delivered 24 LED, 28-3/8", 3840 lm delivered 28 LED, 33-1/16", 4480 lm delivered <small>For additional lumen packages, see last page.</small>
CCT	27K 30K 35K 40K 50K	2700K 3000K 3500K 4000K 5000K
CRI	90	90 CRI
LENS OPTION	10D 17D 29D WW 15X50E	10° lens, CBCP 8,800 per 4X LED 17° lens, CBCP 3,640 per 4X LED 29° lens, CBCP 950 per 4X LED wall wash, CBCP 370 per 4X LED 15° x 50° elliptical lens, CBCP 2120 per 4X LED
FINISH	BK WH BS GD	black white polished brass gold
MOUNTING OPTIONS	S	surface mount
ACCESSORIES	HCL BL RD GR AM	honeycomb louver color filter, blue color filter, red color filter, green color filter, amber <small>See page 3 for details.</small>
DIMMING		See last page for details.

ORDERING CODE

Follow the steps to specify your fixture, example:

COBRA - CR1 - SW - 12 - 27K - 90 - 10D - BK - S

NOTES

1. Louver not available with color filter BL/RD/GR/AM accessory.

SW (LED)					
COBRA	DELIVERED LUMENS		VOLTAGE	LED POWER	SYSTEM POWER
NO. LINKS	CURRENT MA	LUMENS (3000K)	VDC	W (90 CRI)	W (90 CRI)
4 LED	1050	640	7	8	10
	700	440	6	5	7
	500	360	6	3	5
	350	260	6	2	4
8 LED	1050	1280	13	14	16
	700	880	12	10	12
	500	720	12	6	8
	350	520	12	5	7
12 LED	1050	1920	20	21	23
	700	1320	19	14	16
	500	1080	19	10	12
	350	780	19	7	9
16 LED	1050	2560	26	27	29
	700	1760	25	18	20
	500	1440	25	13	15
	350	1040	25	9	11
20 LED	1050	3200	33	34	36
	700	2200	32	23	25
	500	1800	32	16	18
	350	1300	32	12	14
24 LED	1050	3840	40	41	43
	700	2640	39	28	30
	500	2160	39	20	22
	350	1560	39	14	16
28 LED	1050	4480	47	48	50
	700	3080	46	33	35
	500	2520	46	23	25
	350	1820	46	17	19

Power Factor ≥ 0.9

RELATED PRODUCTS



Note:

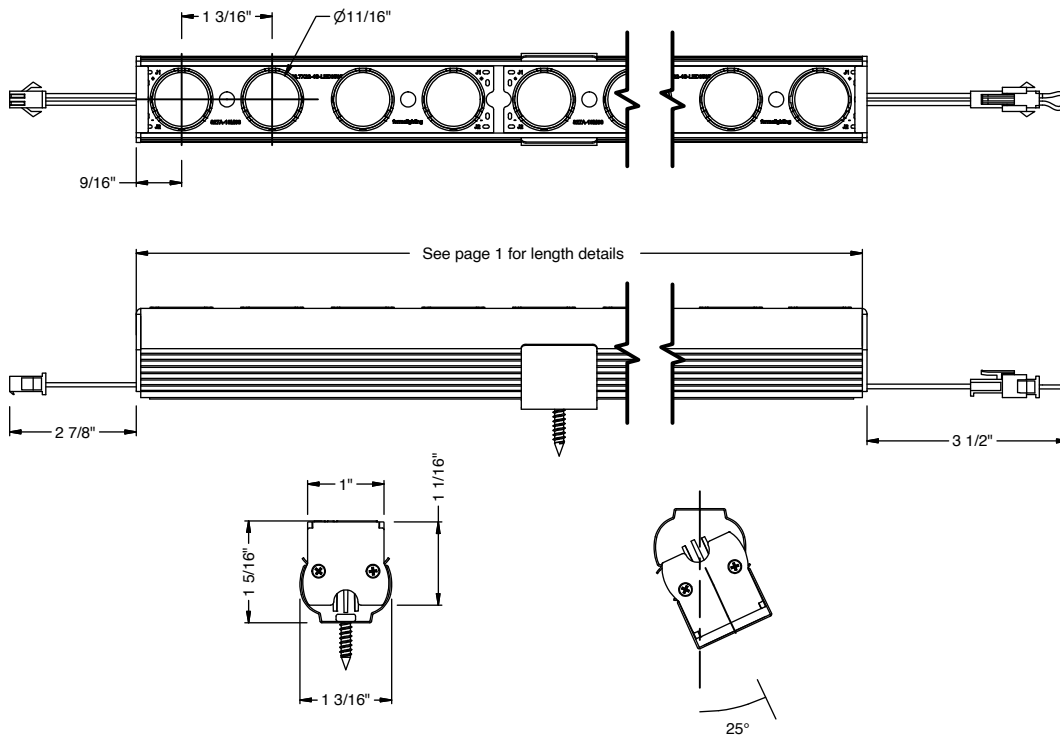
Used as flexible runs for Cobra Linealuce. See Cobra Flex spec sheet.

Cobra Flex - Flexible Cove

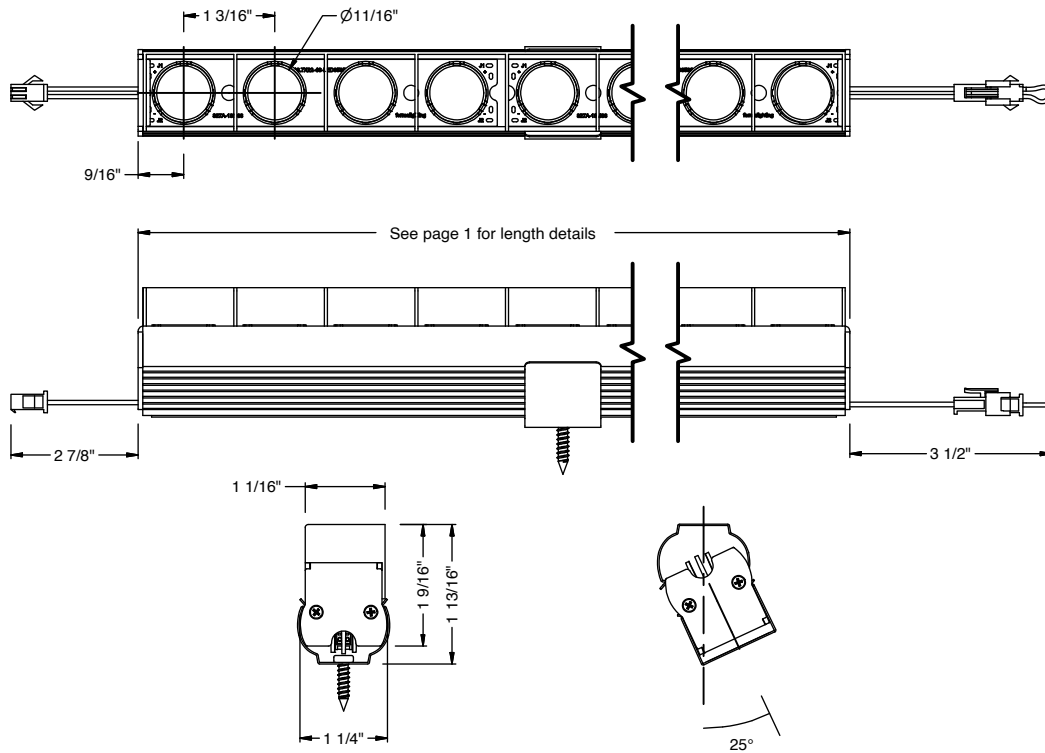
PROJECT INFORMATION			
JOB NAME		TYPE	
ORDERING CODE			

PRODUCT DIMENSIONS

CR1 - STANDARD



CR1 - LOUVER



PROJECT INFORMATION			
JOB NAME		TYPE	
ORDERING CODE			


ACCESSORIES

COBRA-HCL ¹	honeycomb louver
COBRA-CF-BL ²	color filter, blue
COBRA-CF-RD ²	color filter, red
COBRA-CF-GR ²	color filter, green
COBRA-CF-AM ²	color filter, amber
COBRA-EXT-HARNESS	39" extension harness, cobra to driver
COBRA-EXT-HARNESS-78	78" extension harness, cobra to driver
COBRA-EXT-HARNESS-157	157" extension harness, cobra to driver
COBRA-DRIVER-HARNESS	12" driver harness, included with driver
COBRA-UCLIP ³	mounting U-clip (included)
COBRA-SCREW ³	screw for U-clip (included)

NOTES

1. Must order one per LED.
2. Must order one per 2 LED. Consult factory for additional color filters. Not compatible with louver.
3. Mounting accessories are only for additional or spare circumstances. All Cobras include adequate quantity of mounting components.

COLOR FILTERS

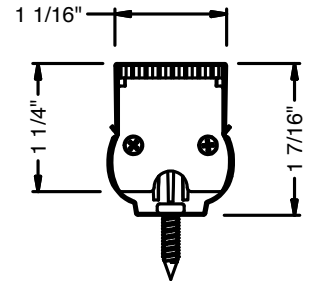


Amber

Blue

Green

Red



Honeycomb/Color Filter

REMOTE DRIVER - 0-10V ORDERING CODE

SERIES	P70414-COBRA	LED driver with box and harness
DIMMING	ECO SOLO ¹	1% 0.1%
ELECTRICAL OPTIONS	350 500 700 1050	350mA, 660 lm / ft 500mA, 915 lm / ft 700mA, 1120 lm / ft 1050mA, 1630 lm / ft

ORDERING CODE

Follow the steps to specify your fixture, example:
P70414 - COBRA - ECO - 1050

NOTES

1. For 2-channel output, cobras must be under 50V/25W each. Order additional driver harness.

MAXIMUM WIRING DISTANCE FROM DRIVER TO FIRST COBRA AT FULL LOAD

AWG VALUE	DISTANCE (FT)
20	46
18	72
17	92
16	118

DESCRIPTION

- 0-10V dimmable protocol LED drive with smooth flicker free dimming
- Remote mounting distance up to 46' (20AWG), 72' (18AWG) to LED load
- Four programmable currents for various lumen offerings
- For custom drive currents consult factory

ELECTRICAL/CONTROLS

- 120-277Vac, 50/60Hz input
- 50W max output
- 2-55Vdc output per channel
- ECO 1% dimming - 1 channel output
- Solo 0.1% dimming - 2 channel output
- 0-10V compatible
- Linear dimming curve
- Operating temperature: -4°F to 122°F
- Class II rated
- Suitable for use in damp and dry locations
- Short circuit protection
- Overload protection
- Over-voltage protection
- Thermal protection
- Box: Length = 9", Width = 4", Height = 1-3/8"
- Driver: Length = 5-1/8", Width = 3", Height = 1-1/8"

REMOTE DRIVER - DALI ORDERING CODE

SERIES	P70469-COBRA	LED driver with box and harness
DIMMING	ECO SOLO	1% 0.1%
ELECTRICAL OPTIONS	350 500 700 1050	350mA, 660 lm / ft 500mA, 915 lm / ft 700mA, 1120 lm / ft 1050mA, 1630 lm / ft

ORDERING CODE

Follow the steps to specify your fixture, example:
P70469 - COBRA - DALI - 1050

MAXIMUM WIRING DISTANCE FROM DRIVER TO FIRST COBRA AT FULL LOAD

AWG VALUE	DISTANCE (FT)
20	46
18	72
17	92
16	118

DESCRIPTION

- DALI - DT6 dimmable protocol LED drive with smooth flicker free dimming
- Remote mounting distance up to 46' (20AWG), 72' (18AWG) to LED load
- Four programmable currents for various lumen offerings
- For custom drive currents consult factory

ELECTRICAL/CONTROLS

- 120-277Vac, 50/60Hz input
- 50W max output
- 2-55Vdc output per channel
- DALI compatible
- Linear dimming curve
- Operating temperature: -4°F to 122°F
- Class II rated
- Suitable for use in damp and dry locations
- Short circuit protection
- Overload protection
- Over-voltage protection
- Thermal protection
- Box: Length = 9", Width = 4", Height = 1-3/8"
- Driver: Length = 5-1/8", Width = 3", Height = 1-1/8"

PROJECT INFORMATION		
JOB NAME		TYPE
ORDERING CODE		

REMOTE DRIVER - DMX ORDERING CODE

SERIES	P70772-COBRA	LED driver with box and harness
DIMMING	DMXZ	DMX dim to zero
ELECTRICAL OPTIONS	350 500 700	350mA, 660 lm / ft 500mA, 915 lm / ft 700mA, 1120 lm / ft

ORDERING CODE _____

Follow the steps to specify your fixture, example:
P70772 - COBRA - DMXZ - 1050

MAXIMUM WIRING DISTANCE FROM DRIVER TO FIRST COBRA AT FULL LOAD

AWG VALUE	DISTANCE (FT)
20	46
18	72
17	92
16	118

DESCRIPTION

- DMX dimmable protocol LED drive with smooth flicker free dimming
- Remote mounting distance up to 46' (20AWG), 72' (18AWG) to LED load
- Four programmable currents for various lumen offerings
- For custom drive currents consult factory

ELECTRICAL/CONTROLS

- 120-277Vac, 50/60Hz input
- 50W max output
- 8-55Vdc output per channel
- Isolated dimming circuit
- DMX compatible
- Operating temperature: -13°F to 122°F
- Class II rated
- Suitable for use in damp and dry locations
- Short circuit protection
- Overload protection
- Over-voltage protection
- Thermal protection
- Box: Length = 9", Width = 4", Height = 1-3/8"
- Driver: Length = 5-1/8", Width = 3", Height = 1-1/8"

REMOTE DRIVER - CASAMBI ORDERING CODE

SERIES	P70414-COBRA	LED driver with box and harness
DIMMING	CASZ	Casambi Bluetooth control with flicker free - dim to off
ELECTRICAL OPTIONS	350 500 700 1050	350mA, 660 lm / ft 500mA, 915 lm / ft 700mA, 1120 lm / ft 1050mA, 1630 lm / ft

ORDERING CODE _____

Follow the steps to specify your fixture, example:
P70414 - COBRA - CASZ - 1050

MAXIMUM WIRING DISTANCE FROM DRIVER TO FIRST COBRA AT FULL LOAD

AWG VALUE	DISTANCE (FT)
20	46
18	72
17	92
16	118

DESCRIPTION

- Casambi dimmable protocol LED drive with smooth flicker free dimming
- Remote mounting distance up to 46' (20AWG), 72' (18AWG) to LED load
- Four programmable currents for various lumen offerings
- For custom drive currents consult factory

ELECTRICAL/CONTROLS

- 120-277Vac, 50/60Hz input
- 50W max output
- 2-55Vdc output per channel
- Isolated dimming circuit
- Operating temperature: -4°F to 122°F
- Class II rated
- Suitable for use in damp and dry locations
- Short circuit protection
- Overload protection
- Over-voltage protection
- Thermal protection
- Box: Length = 9", Width = 4", Height = 1-3/8"
- Driver: Length = 5-1/8", Width = 3", Height = 1-1/8"

REMOTE DRIVER - NLIGHT ORDERING CODE

SERIES	P70414-COBRA	LED driver with box and harness
DIMMING	NLT	nLight control interface: standard Cat-5/RJ45 connection (female), dim to off
ELECTRICAL OPTIONS	350 500 700 1050	350mA, 660 lm / ft 500mA, 915 lm / ft 700mA, 1120 lm / ft 1050mA, 1630 lm / ft

ORDERING CODE _____

Follow the steps to specify your fixture, example:
P70414 - COBRA - NLT - 1050

MAXIMUM WIRING DISTANCE FROM DRIVER TO FIRST COBRA AT FULL LOAD

AWG VALUE	DISTANCE (FT)
20	46
18	72
17	92
16	118

DESCRIPTION

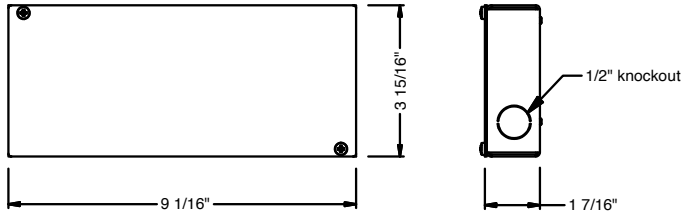
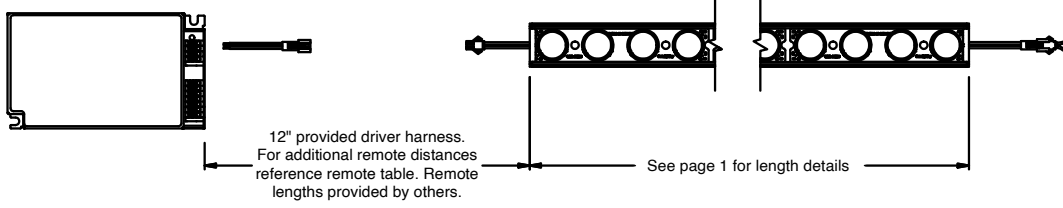
- nLight dimmable protocol LED drive with smooth flicker free dimming
- Remote mounting distance up to 46' (20AWG), 72' (18AWG) to LED load
- Four programmable currents for various lumen offerings
- For custom drive currents consult factory

ELECTRICAL/CONTROLS

- 120-277Vac, 50/60Hz input
- 50W max output
- 2-55Vdc output per channel
- Operating temperature: -4°F to 122°F
- Class II rated
- Suitable for use in damp and dry locations
- Short circuit protection
- Over-voltage protection
- Thermal protection
- Box: Length = 9", Width = 4", Height = 1-3/8"
- Driver: Length = 5-1/8", Width = 3", Height = 1-1/8"

JOB NAME		TYPE	
ORDERING CODE			

REMOTE DRIVER



BOX