

LX SERIES

Pendant SMARTrack RGBW



BK

DESCRIPTION

- LX is a versatile series of performance spec-grade spots and cylinders. LX is rich in technology offering the best-in-class static and dynamic LED components, premium optics and dimming controls. Glare accessories and specialty optics are offered for all variations. Several Mounting options include nine track systems, monopoint spots and pendants, surface mount and conduit j-box cover with knockouts for open ceiling applications. It is offered in a fine detailed matte finish in black and white.

HOUSING

- Casted aluminum housing in textured: black and white.
- Consult factory for custom finishes.

MOUNTING

- 48Vdc SMARTrack systems, 48Vdc input (+/- 5%)
- Flicker-free dimming using Bluetooth Low Energy (BLE) control (Casambi)
- 0-10V hardwire control using SMARTrack data bus

LISTING

- CSAus Listed to UL1574 (track suitable for dry locations only)
- cCSA Listed to CSA C22.2 #9.0

LED INFO

- LED ENGIN LuxiGen LED: SDCM = 3-step MacAdam Ellipse; Lumen Maintenance: L₇₀ > 20,000 hrs per emitter

PROJECT INFORMATION

JOB NAME		TYPE	
ORDERING CODE			

ORDERING CODE

SERIES	LX	
TYPE	35	
LED	RGBW	red, green, blue, white (white at 4000K)
DELIVERED LUMENS	10LM ¹ 15LM ¹ 20LM ¹	500 lm, CBCP 2,960 675 lm, CBCP 4,410 750 lm, CBCP 5,040 <small>Standard Configuration: White at 4000K 15D lumens, CBCP narrow beam option</small>
CRI	90	90 CRI
REFLECTOR & LM MULTIPLIER	15D 25D 40D 60D LV ²	15 degrees (1.00) 25 degrees (1.00) 40 degrees (0.99) 60 degrees (0.92) LensVector dynamic beam control 15°- 60° (0.80)
VOLTAGE	48	48V
DIMMING	CASZ	Casambi Bluetooth dim to zero
MOUNTING OPTIONS	SMPX	SMARTrack pendant, X = desired cable length from 6" to 72"
FINISH	BK WH	black white
ACCESSORIES	See page 3 for details.	

ORDERING CODE

Follow the steps to specify your fixture, example:

LX - 35 - RGBW - 20LM - 90 - 40D - 48 - CASZ - SMPX48 - WH

RGBW (LED)					POWER
DELIVERED LM					W (90 CRI)
ALL	RED	GREEN	BLUE	WHITE	-
1000	240	340	120	500	22
1300	320	430	140	675	35
1500	350	480	160	750	44

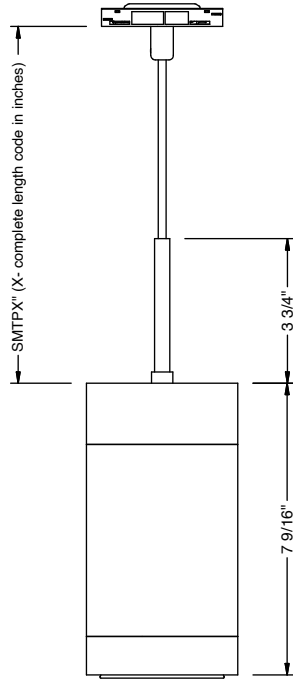
Power Factor ≥ 0.9

NOTES

1. Reference power table for "ALL ON" or individual outputs.
2. LV available only in Casambi. Standard Configuration: Narrowest beam. Length of fixture increases by 1/8".

PROJECT INFORMATION			
JOB NAME		TYPE	
ORDERING CODE			

MOUNTING OPTIONS



SMT PENDANT

PROJECT INFORMATION

JOB NAME		TYPE	
ORDERING CODE			

ACCESSORIES

Accessories Ordering Codes^{1,2,3}

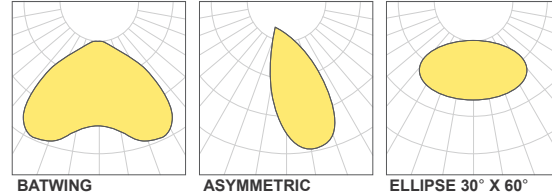
HCL	honeycomb louver (Cat. No. 81331)
BDBK	barndoor, black (Cat. No. K20278)
SNTBK	snoot, black (Cat. No. 81347BK)
SNTWH	snoot, white (Cat. No. 81347WH)
SHNTBK	shroud snoot, black (Cat. No. 81348BK)
SHNTWH	shroud snoot, white (Cat. No. 81348WH)
E	elliptical lens, 30° X 60° (Cat. No 74258)
SBL	smoothing beam lens (Cat. No 74207-SBL)
DL	diffused lens (Cat. No 74207)

BW	batwing lens (Cat. No 74259)
AB	asymmetric beam lens (Cat. No 74261)
HET	high efficiency textured lens, similar to Solite™ (Cat. No. 74262)
GRL	glare reduction lens (Cat. No. 74257)
CF-RD	color filter - red (Cat. No 74272-RD)
CF-BL	color filter - blue (Cat. No 74272-BL)
CF-GR	color filter - green (Cat. No 74272-GR)
CF-AM	color filter - amber (Cat. No 74272-AM)
81464	bezel removal tool

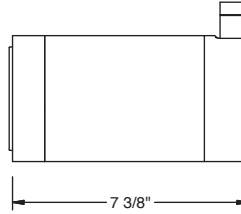
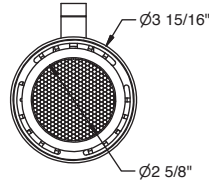
NOTES

1. Complete fixture ordering code by adding accessory ordering code. To order the accessory only use the catalog number.
2. Maximum 2pcs of media per fixture. Standard Configuration includes clear lens, which is replaceable with other media.
3. For best performance pair lenses with 15D or 25D beam option.

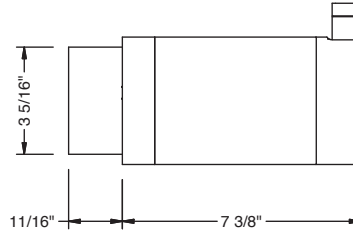
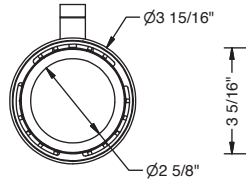
LIGHT DISTRIBUTION



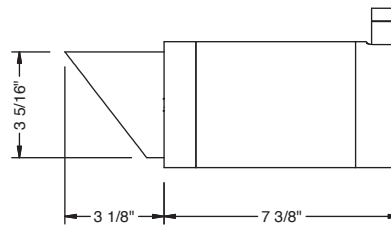
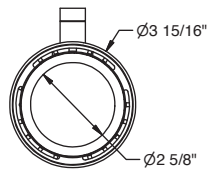
HONEYCOMB LOUVER



SNOOT



SHROUD SNOOT



BARNDOOR

