

MICRO

Microline 7x7 Rigid



FEATURES

- Discreet 1/4" x 1/4" form factor.
- Max 285 lumens per foot delivered.
- Wide range of mounting and finish options available.
- Homogenous light distribution.

HOUSING

- Small form extruded aluminum body.
- Available in black, white, polished brass, gold, and brushed chrome finishes.

MOUNTING

- Surface mount with U-clips or L mounting brackets.
- Capable of being mounted directly to magnetic surfaces.

ELECTRICAL/CONTROLS

- 5W per foot.
- 24V constant voltage remote driver required.
- Maximum 19' run per 96W driver. See wiring guide.

LISTING

- cULus Listed to UL2108

LED INFO

- SMD LED: 90, 95 CRI: SDCM = 3-step MacAdam Ellipse, Lumen Maintenance: $L_{70} > 50,000$ hrs

PROJECT INFORMATION			
JOB NAME		TYPE	
ORDERING CODE			

ORDERING CODE

SERIES	MICRO	microline	
TYPE	MR1	microline rigid 7x7 standard	
LED	SW	standard white	
SIZE	2	2", 50lm delivered	
	4	3-3/4", 100lm delivered	
	6	5-1/2", 150lm delivered	
	7	7-1/4", 175lm delivered	
	9	9-1/16", 225lm delivered	
	11	10-13/16", 275lm delivered	
	12	12-5/8", 300lm delivered	
	18	17-15/16", 450lm delivered	
	24	23-1/4", 600lm delivered	
	36	35-5/8", 900lm delivered	
	46	46-1/4", 1150lm delivered	
	Consult factory for additional lengths		
CCT	18K	1800K	(0.75)
	22K	2200K	(0.80)
	24K	2400K	(0.88)
	27K	2700K	(0.95)
	30K	3000K	(1.00)
	35K	3500K	(1.03)
	40K	4000K	(1.06)
CRI	90	90 CRI+	
	95	95 CRI+	
LENS OPTION	C	clear lens	(1.00)
	D	diffused	(0.85)
	UD	ultra diffused	(0.54)
FINISH	BK	black	
	WH	white	
	AL	brushed chrome	
	GD	gold	
	BS	polished brass	
VOLTAGE	24	24V	
ACCESSORIES	See page 2 for details.		

Follow the steps to specify your fixture, example:
MICRO - MR1 - SW - 6 - 30K - 95 - C - BK - 24

NOTES

1. Available in 18K/22K/24K.

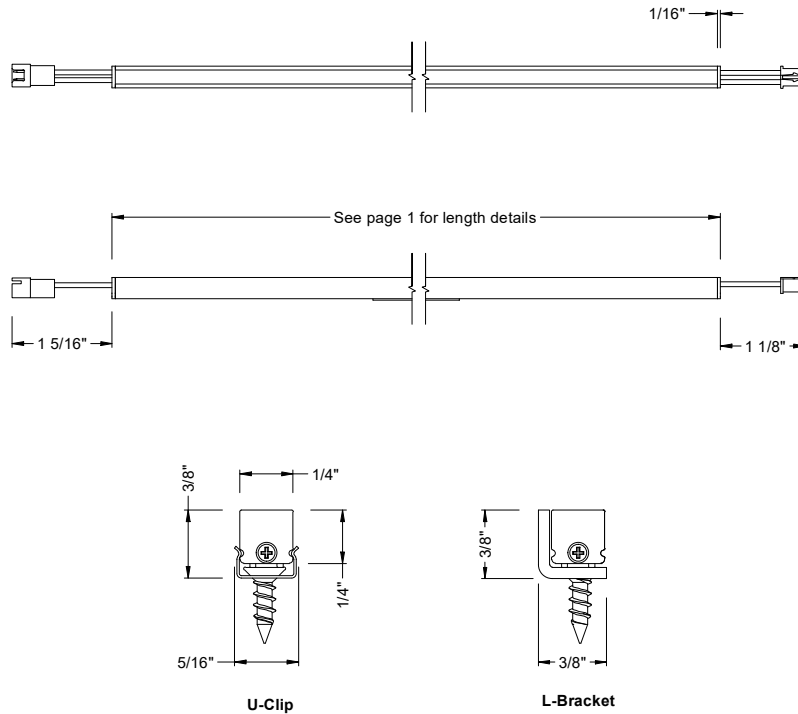
PROJECT INFORMATION

JOB NAME		TYPE	
ORDERING CODE			

POWER TABLE

MICRO LENGTHS (IN)	DELIVERED LUMENS LUMENS (3000K)	LED POWER W (95CRI+)
2	50	1
4	100	2
6	150	3
7	175	3
9	225	4
11	275	5
12	300	5
18	450	8
24	600	10
36	900	15
46	1150	19

PRODUCT DIMENSIONS



ACCESSORIES

- MICRO-EXT-HARNESS¹ 40" extension harness, microline to driver
- MICRO-DRIVER-HARNESS 12" wire leads with female plug, included with driver
- MICRO-LBRKT² mounting L-bracket
- MICRO-UCLIP² mounting U-clip
- MICRO-SCREW² screw for U-clip and brackets

NOTES
 1. Do not use more than five (5) harness extensions on a single run.
 2. Mounting accessories are only for additional or spare circumstances. All Microline include adequate quantity of mounting components.

PROJECT INFORMATION

JOB NAME		TYPE	
ORDERING CODE			

REMOTE DRIVER - 24VDC DRIVER

SERIES	P70501-MICRO	LED driver with box and harness
VOLTAGE	24	24V
DIMMING	DIM10	0-10V dimming to 1%
ELECTRICAL OPTIONS	96	96W

ORDERING CODE

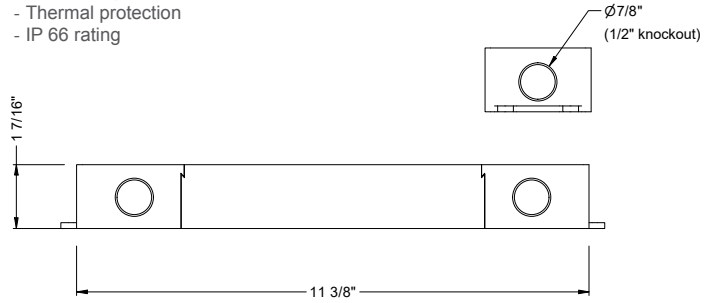
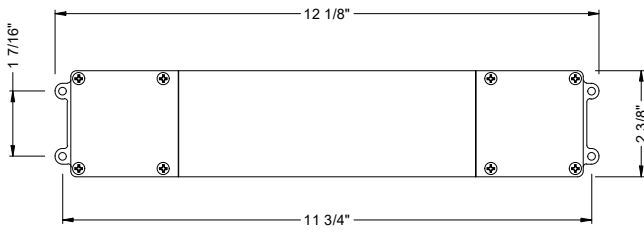
Follow the steps to specify your fixture, example:
P70501 - MICRO - 24 - DIM10 - 96

DESCRIPTION

- 0-10V dimmable smooth flicker free dimming down to 1%
- Integrated junction box with multiple 7/8" knockouts
- UL2043 plenum rated

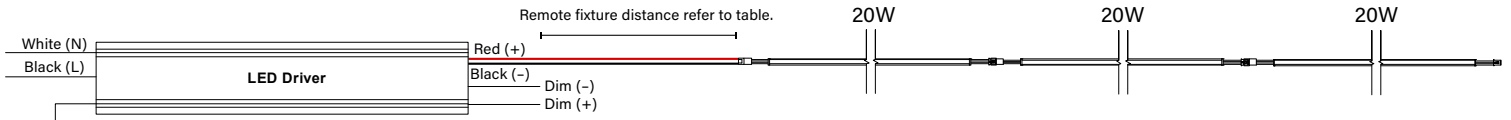
ELECTRICAL/CONTROLS

- 120-277Vac, 50/60Hz input
- 24Vdc, 96W output
- 0-10V compatible
- Operating temperature: -13°F to 104°F
- Class II rated
- Short circuit protection
- Overload protection
- Over-voltage protection
- Thermal protection
- IP 66 rating



WIRING GUIDES

SERIES

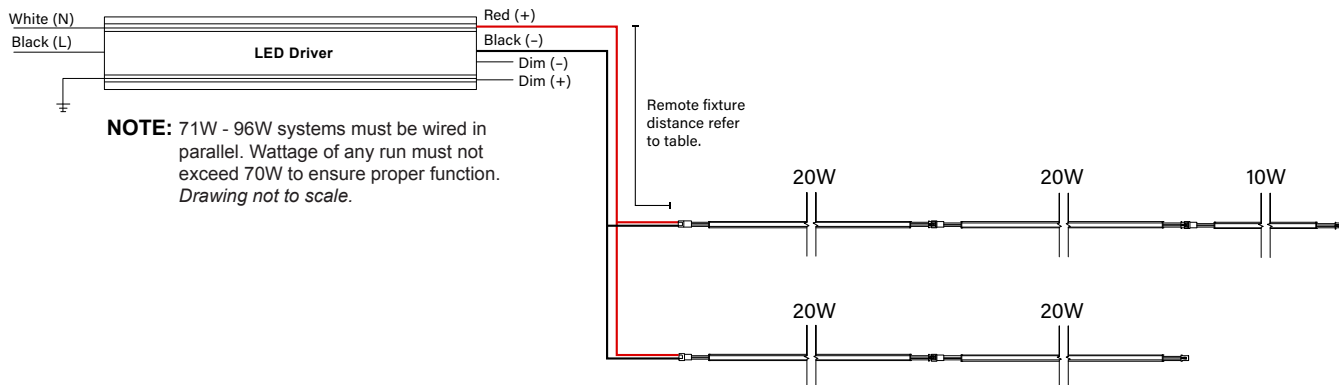


NOTE: 0W - 70W systems wired in series OK.
Drawing not to scale.

REMOTE FIXTURE DISTANCE	
AWG VALUE	DISTANCE (FT)
20 AWG (USING MICRO-EXT-HARNESS) ¹	16.4
16 AWG (BY OTHERS)	30
14 AWG (BY OTHERS)	50
12 AWG (BY OTHERS)	70

1. Five (5) harness extension maximum used to achieve distance.

PARALLEL



NOTE: 71W - 96W systems must be wired in parallel. Wattage of any run must not exceed 70W to ensure proper function.
Drawing not to scale.