

MICROLINE Ø14

Flexible Cove Standard White - 150LM per link



FEATURES

- Discreet 9/16" diameter form factor.
- Max 600 lumens per foot delivered.
- 120° light distribution.

HOUSING

- Available in black and white.

MOUNTING

- Surface mount with U-clips or L mounting brackets.
- Capable of being mounted directly to magnetic surfaces.

ELECTRICAL/CONTROLS

- 10W per foot.
- 24V constant voltage remote driver required.
- Maximum 9' run per 96W driver. See wiring guide.

LISTING

- cULus Listed to UL2108

LED INFO

- SMD LED: 90, 95 CRI: SDCM = 3-step MacAdam
Ellipse, Lumen Maintenance: $L_{70} > 50,000$ hrs

PROJECT INFORMATION			
JOB NAME		TYPE	
ORDERING CODE			

ORDERING CODE

SERIES	MICRO	microline	
TYPE	MFO3H	microline flex Ø14 high output	
LED	SW	standard white	
SIZE	1	1 link, 2-1/2", 150lm delivered	
	2	2 link, 5-1/2", 300lm delivered	
	3	3 link, 8-1/2", 450lm delivered	
	4	4 link, 11-7/16", 600lm delivered	
	5	5 link, 14-3/8", 750lm delivered	
	6	6 link, 17-5/16", 900lm delivered	
	7	7 link, 20-1/4", 1050lm delivered	
	8	8 link, 23-1/4", 1200lm delivered	
	9	9 link, 26-3/16", 1350lm delivered	
	10	10 link, 29-1/8", 1500lm delivered	
	11	11 link, 32", 1650lm delivered	
	12	12 link, 35", 1800lm delivered	
	13	13 link, 38", 1950lm delivered	
	14	14 link, 41", 2100lm delivered	
	15	15 link, 44", 2250lm delivered	
	16	16 link, 46-7/8", 2400lm delivered	
CCT	27K	2700K	(0.95)
	30K	3000K	(1.00)
	35K	3500K	(1.03)
	40K	4000K	(1.06)
CRI	97	97 CRI+	
LENS OPTION	C	clear lens	(1.00)
	D	diffused	(0.95)
FINISH	BK WH	black white	
VOLTAGE	24	24V	
ACCESSORIES	See page 2 for details.		

ORDERING CODE

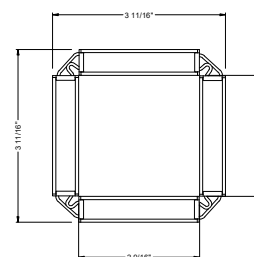
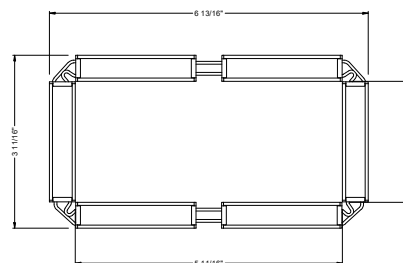
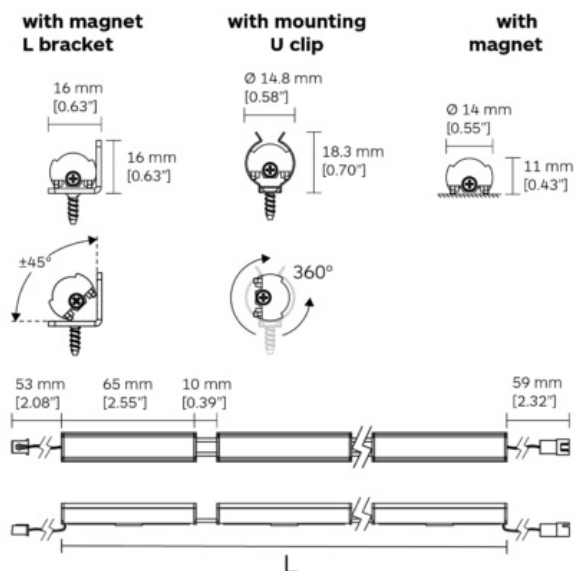
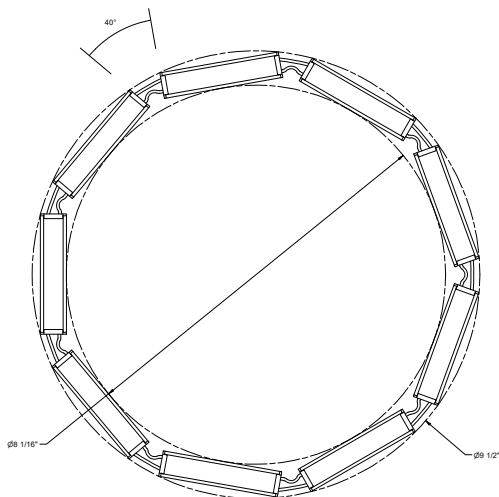
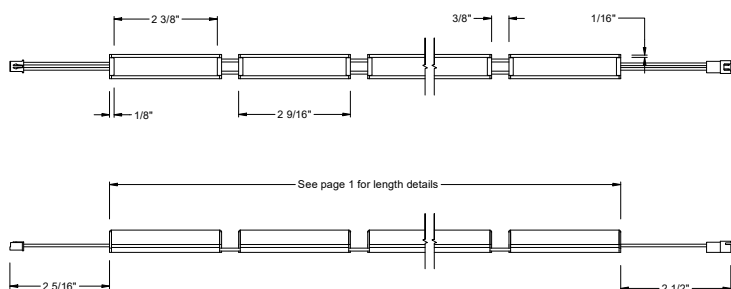
Follow the steps to specify your fixture, example:
MICRO - MFO3H - SW - 6 - 30K - 97 - C - BK - 24

PROJECT INFORMATION			
JOB NAME		TYPE	
ORDERING CODE			

POWER TABLE

MICRO	DELIVERED LUMENS	LED POWER
NO. LINKS	LUMENS (3000K)	W (95CRI+)
1 LINK	150	2.5
2 LINK	300	5
3 LINK	450	7.5
4 LINK	600	10
5 LINK	750	12.5
6 LINK	900	15
7 LINK	1050	17.5
8 LINK	1200	20
9 LINK	1350	22.5
10 LINK	1500	25
11 LINK	1650	27.5
12 LINK	1800	30
13 LINK	1950	32.5
14 LINK	2100	35
15 LINK	2250	37.5
16 LINK	2400	40

PRODUCT DIMENSIONS



ACCESSORIES

MICRO-EXT-HARNESS ¹	40" extension harness, microline to driver
MICRO-DRIVER-HARNESS	12" wire leads with female plug, included with driver
MICRO-LBRKT ^{2,3}	mounting L-bracket
MICRO-UCLIP ^{2,3}	mounting U-clip
MICRO-SCREW ^{2,3}	screw for U-clip and brackets

NOTES

- Do not use more than five (5) harness extensions on a single run.
- Mounting accessories are only for additional or spare circumstances.
- All Microline include adequate quantity of mounting components.

- Must order one per link.

PROJECT INFORMATION			
JOB NAME		TYPE	
ORDERING CODE			

REMOTE DRIVER - 24VDC DRIVER

SERIES	P70501-MICRO	LED driver with box and harness
VOLTAGE	24	24V
DIMMING	DIM10	0-10V dimming to 1%
ELECTRICAL OPTIONS	96	96W

ORDERING CODE

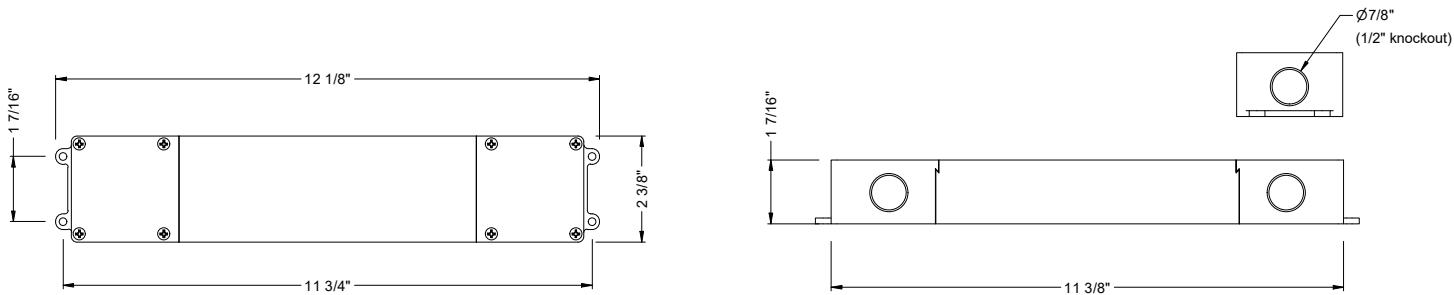
Follow the steps to specify your fixture, example:
P70501 - MICRO - 24 - DIM10 -96

DESCRIPTION

- 0-10V dimmable smooth flicker free dimming down to 1%
- Integrated junction box with multiple 7/8" knockouts
- UL2043 plenum rated

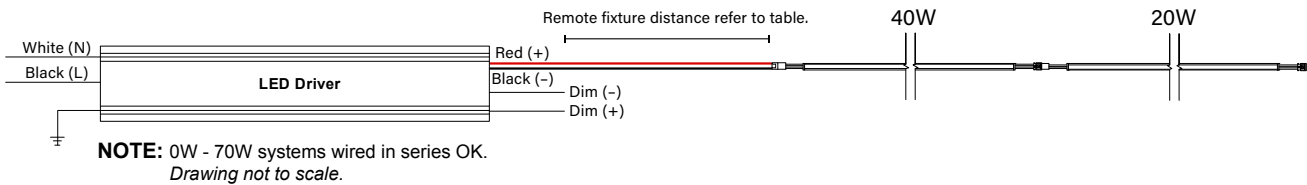
ELECTRICAL/CONTROLS

- 120-277Vac, 50/60Hz input
- 24Vdc, 96W output
- 0-10V compatible
- Operating temperature: -13°F to 104°F
- Class II rated
- Short circuit protection
- Overload protection
- Over-voltage protection
- Thermal protection
- IP 66 rated



WIRING GUIDES

SERIES



REMOTE FIXTURE DISTANCE	
AWG VALUE	DISTANCE (FT)
20 AWG (USING MICRO-EXT-HARNESS)1	16.4
16 AWG (BY OTHERS)	30
14 AWG (BY OTHERS)	50
12 AWG (BY OTHERS)	70

1. Five (5) harness extension maximum used to achieve distance.

PARALLEL

