

JOB NAME \_\_\_\_\_

CONTACT \_\_\_\_\_

ORDERING CODE \_\_\_\_\_

LM-79

## SURFACE MOUNT SQUARE Cube Downlight



**DESCRIPTION**  
 The Surface Mount Square has a 3-1/2" aperture. 14°, 24° and 34° reflector options. It is offered in white or black finish aluminum housing. 0-10V dimming is standard. The Surface Mount Square carries a 5 year LIMITED FIXTURE WARRANTY.

**HOUSING**  
 Machined aluminum housing in white or Black finish. Standard clear lens provided.

**MOUNTING**

- Easy mounting system over a 3-1/2" to 4" recessed octagonal junction box for S, RP, and RPS mounting options.
- RP mounting option can be mounted on ≤ 45° sloped ceiling (fixture is a self-contained operating unit, wiring through stem by others). Consult factory for custom pendant lengths.
- RPS mounting option is a fixed stem length pendant with slim junction box cover. Select stem lengths from ordering code.
- QCRP mounting option requires a 4" surface mount octagonal junction box. For more details, refer to Conduit Mount spec sheet.

**LISTINGS**

- ETLus Listed to UL1598 (suitable for dry and damp locations)
- cETL Listed to CSA C22.2 #250.0

**LED INFO**

- LUXEON 1203: Duv +/- 0.0015, Lumen Maintenance: L<sub>70</sub> > 50,000 hrs

ORDERING CODE	
<b>SERIES</b>	138230
<b>APERTURE</b>	3.5 3.5"
<b>DELIVERED LUMENS</b>	11LM 970 lm 15LM 1250 lm
<b>CCT</b>	30K 3000K
<b>CRI</b>	90 90 CRI
<b>REFLECTOR</b>	SA14 14° specular SA24 24° specular SA34 34° specular
<b>VOLTAGE</b>	UNV 120V-277V
<b>DIMMING</b>	DIM10 0-10V dimming to 1%
<b>FINISH</b>	BK black WH white
<b>MOUNTING OPTIONS</b>	S surface mount RP rigid pendant 4' field adjustable RPF <sup>1</sup> rigid pendant with fixed stem/canopy
<b>STEM LENGTH<sup>2</sup></b>	2 2 feet 3 3 feet 4 4 feet 6 6 feet

ORDERING CODE \_\_\_\_\_

Follow the steps to specify your fixture, example:  
**138230 - 3.5 - 15LM - 30K - 90 - SA14 - UNV - DIM10 - WH - RP**

LED	POWER
DELIVERED LM	W (90 CRI)
970	14
1250	18

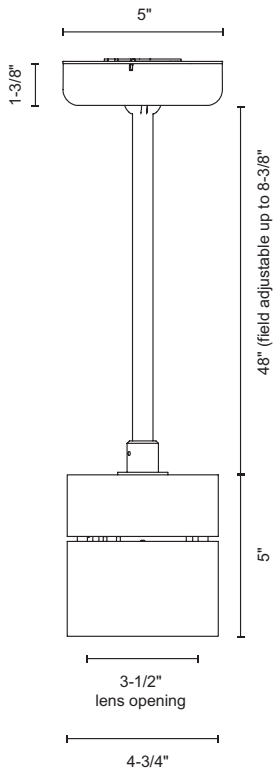
**NOTES**

1. Slim canopy with rigid stem connection shall be used in jurisdictions that DO NOT require light fixtures to freely swing in lateral directions, complying with local and national building codes.
2. Only for RPS canopy.

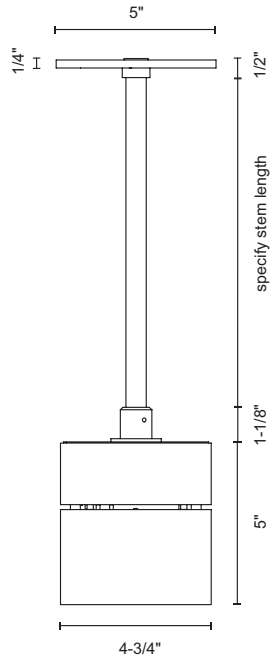
## MOUNTING OPTIONS

### Mounting Options

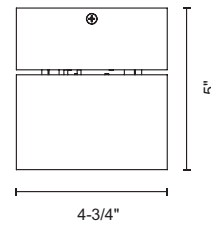
- S** surface mount
- RP** rigid pendant
- RPS** rigid pendant with slim canopy



RIGID PENDANT



RIGID PENDANT WITH SLIM CANOPY



SURFACE MOUNT