

VICTORIA ACOUSTIC

Canopy, SW WD E26

WEPLIGHT
COLLECTION



DESCRIPTION

- WEP Light (Wood Ecological Project) is designed, handcrafted in Argentina and assembled in the USA. A two-sided wood veneer section is fused with a malleable center panel for strength and flexibility to create a work of art in a variety of styles and sizes. A plethora of colors for interior and exterior of the shade are offered. Acoustic WEP lights are offered in multiple shapes and sizes and are NRC rated by a third-party lab for absorption efficiency. The natural recycled wood in many finish options, is complimented by a natural Argentinian lamb's wool inner shade for superior absorption. Factory assembly for most shades.
- Due to hand-crafted nature, colors vary from fixture to fixture and from photo.

HOUSING

- Sustainable, recycled, reconstructed wood veneer
- Factory assembled shades with some exceptions due to size

MOUNTING

- Aircraft cable suspension with black or white canopy and with 108" black or white cord, field adjustable
- Victoria Acoustic 75: 6.60 lbs.
- Victoria Acoustic 95: 9.50 lbs.
- Victoria Acoustic 110: 14.80 lbs.

LISTING

- ULus listed to UL1598 (suitable for indoor use and dry locations only)
- cUL listed to CSA C22.2 #250.0

CCT AT LIGHT LEVEL (%LF) FOR WARM DIM LED

%LF	CCT
100%	3000
50%	2800
25%	2300
10%	1900
5%	1800

PROJECT INFORMATION

JOB NAME		TYPE	
ORDERING CODE			

ORDERING CODE

SERIES	WEP	wood shade
TYPE	VIC	victoria
SIZE	75 95 110	75 pendant, 1 x light source 95 pendant, 1 x light source 110 pendant, 1 x light source
LIGHT SOURCE	LE26 ¹ LLED	E26 socket LED, 985 lm
CCT	30K 35K 3018	3000K, standard white LED 3500K, standard white LED 3000K, dim to 1800K, warm dim LED Not applicable to LE26 option. Do not include in LE26 ordering code.
CRI	90 ² 95 ³	90 CRI, standard white 95 CRI, warm dim Not applicable to LE26 option. Do not include in LE26 ordering code.
MOUNTING OPTION	PBK PWH	canopy, black with black cable canopy, white with white cable
OUTER SHADE COLOR	ASH BCH BLU EBY GRN GYO OCH PGR PTB RED ROS TRC WHT WNG YLW LPT VLT	ash beech blue ebony green grey oak ocher pale green petribi red rose teracotta white wenge yellow light petrol violet
ACOUSTIC INNER SHADE COLOR	ACTN ACTB ACTG	natural black grey

ORDERING CODE

Follow the steps to specify your fixture, example:
WEP - VIC - ACU - 110 - LLED - 30K - 90 - PBK - ROS - ACTN

NOTES

1. 15W E26 socket available, use base option code LE26-15.
2. 90 CRI for standard white only.
3. 95 CRI for warm dimming only.

COLOR OPTIONS



ACOUSTIC COLOR OPTIONS



PROJECT INFORMATION

JOB NAME		TYPE	
ORDERING CODE			

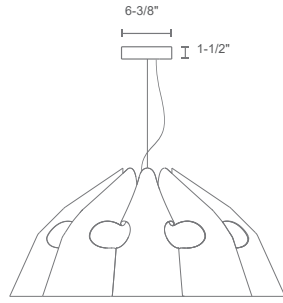
LIGHT SOURCE

Light Source	LLED - Standard White LED	LLED - Warm Dim LED	LE26 - E26 Socket
Performance			
LED	Cree CMT 1420	Luminus CDM-9	Lamp Dependant
Lumens	985 lm	730 lm	
CCT	3000K or 3500K	3000K to 1800K	
SDCM	2-Step MacAdam Ellipse	3-Step MacAdam Ellipse	
CRI	>90	>95	
Lumen Maintenance	L ₉₀ > 41,500 hours	L ₇₀ > 54,000 hours	
Technical Specs			
Socket Listing	Integrated LED module ETLus Listed to UL1598 (Suitable for dry locations only) cETL Listed to CSA C22.2 #250.0	Integrated LED module ETLus Listed to UL1598 (Suitable for dry locations only) cETL Listed to CSA C22.2 #250.0	Medium E26 base socket ETLus Listed to UL1598 (Suitable for dry locations only) cETL Listed to CSA C22.2 #250.0
Mounting			
Wall	120-277Vac, 50/60Hz input 13W 0-10V dimming to 10%	120-277Vac, 50/60Hz input 13W 0-10V dimming to 10%	120Vac input 100W, 100VA (max 100W lamp) Dimmable (with compatible lamp)
Warranty			
	5 year limited fixture warranty	5 year limited fixture warranty	1 year limited fixture warranty


PROJECT INFORMATION

JOB NAME		TYPE	
ORDERING CODE			

MOUNTING OPTIONS

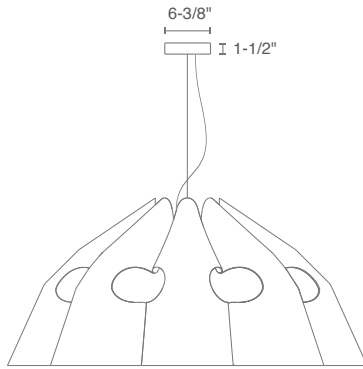


H 12 - 9/10"




D 29 - 1/2"

VICTORIA 75

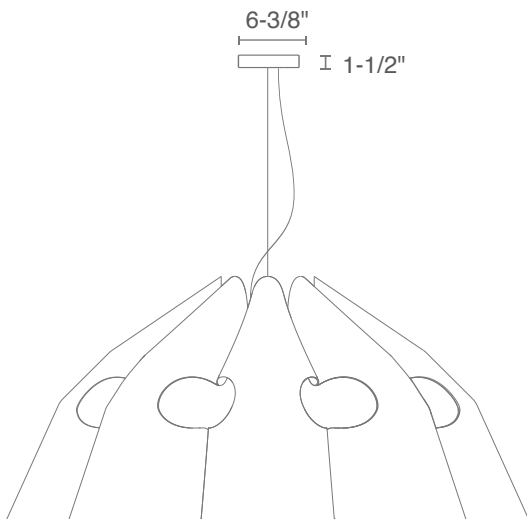


H 16 - 9/10"




D 37 - 2/5"

VICTORIA 95



H 25 - 1/10"



D 43 - 3/10"

VICTORIA 110